
















# DIY-Adventskalender

auf dickem Papier ausdrucken \* ausschneiden oder mit deiner Lieblingsstanzform ausstanzen\* Papiertütchen mit netten Kleinigkeiten befüllen \* Zahlen aufkleben \* Tütchen mit Geschenkband zubinden





# DIY-Adventskalender

auf dickem Papier ausdrucken \* Sterne an der äußeren Linie ausschneiden \* Papiertütchen mit netten Kleinigkeiten befüllen \* Zahlen aufkleben \* Tütchen mit Geschenkband zubinden

